

APPLICATION GUIDE 3

NATURAL STONE - EXTERNAL APPLICATION

APPLICATION BY HAND

Sandstone, slate, granite, quartzite, rough cut and riven limestone



Natural riven or rough cut stones are often used outside because they are naturally slip resistant. Normally thicker than internally fixed stone they are more robust and harder wearing. This is a guide to help ensure that your external stone surfaces remain protected and easy to maintain for many years.

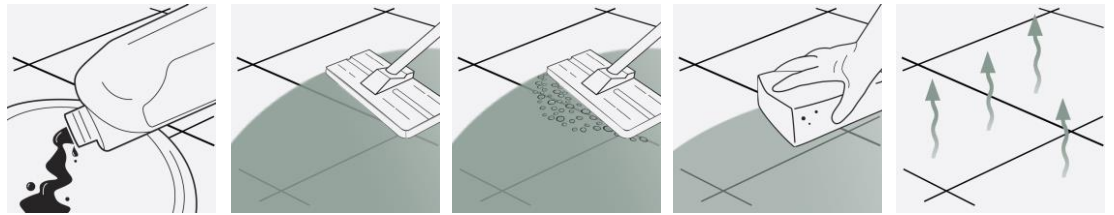
THREE STEP INSTALLATION INSTRUCTION OVERVIEW (SEE PAGE TWO FOR REFURBISHING EXISTING) MARCH 2022

LTP GRIMEX

INITIAL CLEANING OF NEWLY INSTALLED SURFACES

LTP GRIMEX – Cleans and removes grease, dirt & grime.

1



STEP 1.
Dilute solution 1:10 with warm water and apply to the surface.

STEP 2.
Working in manageable areas at a time spread out the solution. Leave for 20 minutes.

STEP 3.
Add a little water and then scrub surfaces and grout joints to release sediment dirt and grime. Use white pad and pad holder.

STEP 4.
Sponge up released residues. Rinse with water a second time and sponge again.


STEP 5.
Allow surfaces to dry before allowing traffic or sealing.

LTP EXTERNAL STONE SEALER

PROTECT AGAINST STAINS - (apply before and after grouting)

LTP EXTERNAL STONE SEALER – Waterbased impregnating sealer – delicate colour enhancement.

2



STEP 1.
Before grouting: Apply sealing solution to the surface.

STEP 2.
Spread out evenly using a sealant applicator pad and pad holder.

STEP 3.
Allow sealer to absorb and dry. Apply further coats at 2 hour intervals until it will absorb no more. Wipe away excess and leave to dry.

STEP 4.
Leave sealer to cure overnight before grouting the joints. Clean off grout residues and leave to dry.

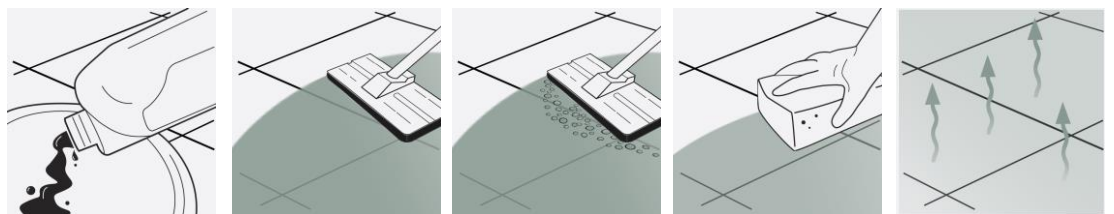
STEP 5.
Once fully dry apply a final coat of sealer covering the joints as well. Leave to dry.

LTP GRIMEX

REGULAR AFTERCARE – Removing organic matter, dirt and grime

LTP GRIMEX – Use every 6 – 12 months

3



STEP 1.
Dilute solution 1:10 with warm water and apply to the surface.

STEP 2.
Working in manageable areas at a time spread out the solution. Leave for 20 minutes.

STEP 3.
Add a little water and then scrub surfaces and grout joints to release sediment dirt and grime. Use emulsifying pad and pad holder.

STEP 4.
Sponge up released residues. Rinse with water a second time and sponge again.

STEP 5.
Allow surfaces to dry before allowing traffic. Then if necessary re-apply a light coat of sealer.



For any LTP product information call our technical helpline +44 (0) 1823 666213 Visit our website www.ltp-online.co.uk
Tone Estate, Milverton Road, Wellington, Somerset, TA21 0AN. UK



APPLICATION GUIDE 3

NATURAL STONE - EXTERNAL APPLICATION

APPLICATION BY HAND

Sandstone, slate, granite, quartzite, rough cut and riven limestone



EQUIPMENT REQUIRED:

LTP Tools - 4pc pole, pad holder, sealant applicator, white or black emulsifying pad, deck brush, claw brush, buffing cloths, buckets, sponges, mops. Ensure that any sensitive surfaces not to be cleaned are properly covered and protected before beginning. Ensure that gloves, eye protection and suitable water proof clothing are worn at all times.

1 CLEANING AND REFURBISHING – used and heavily soiled surfaces

- Before sealing, the stone should be thoroughly cleaned.
- Use **LTP Black Spot & Algae Remover** to remove & clean black spot, lichen, moss & stains.
- Pour solution undiluted onto the surface.
- Leave to absorb for 2-4 hours.
- Hose off thoroughly with clean water, keep pets & children away from area until operation is completed.
- Surfaces should be thoroughly dry before sealing.
- For the removal of other types of dirt see the table below.



OTHER TYPES OF DIRT

| | |
|--|--|
| Cement residues, mineral salt formations and organic matter. | LTP Grout Stain Remover or LTP Powerstripper |
| Tar, wax paint, bitumen and epoxy grout residues | LTP Solvex |
| Rust stains | LTP Rust Stain Remover |
| Algae Deposits / organic matter | LTP Black Spot & Algae Remover |

2 PROTECTIVE SEAL TREATMENTS

- **LTP External Stone Sealer** will render the surface water and oil repellent.
- Will help prevent staining, aid cleaning and simplify the removal of stains.
- Delicately enhances the appearance of treated surfaces, but leaves a natural finish.
- There are no health concerns once the product has properly cured.
- Breathable so can be used on surfaces that are still slightly damp or have no damp proof course.

NB. Always test products on an inconspicuous area before general application. Surfaces that are non absorbent or saturated with moisture cannot be treated. **LTP External Stone Sealer** is an impregnating sealer that needs to fully absorb. Any un-absorbed sealer should be buffed off with a micro-fibre cloth or machine with white pad to remove the excess. Some stones may be darker after application. Acid substances, if left on the surface, may damage acid sensitive stones even after treatment.

3 AFTERCARE



LTP Grimex Heavy Duty Grime Remover

High performance intensive cleaner for interior and exterior use.

Dilute 1 part cleaning solution with 10 parts water. Used periodically to wash down surfaces, this product will help keep sealed external surfaces free from organic matter and stains from pollution. On larger outside areas it can also be used in scrubber drier machines. For dilution rates refer to the technical data sheet.

NB. Always follow detailed instructions on the product labels. Protect acid sensitive stone surfaces from contact with acidic substances. Do not use abrasive materials on honed and polished stones. Avoid using steam cleaners, jet washers, normal detergents or strong bleach cleaners on sealed surfaces as they can cause damage to the stone and will gradually remove the protective seal.

This information is offered without guarantee. The material should be used so as to take account of the local conditions and the surfaces to be treated. In case of doubt, the product should be tried out in an inconspicuous area



For any LTP product information call our technical helpline
+44 (0) 1823 666213 Visit our website www.ltp-online.co.uk
Tone Estate, Milverton Road, Wellington, Somerset, TA21 0AN. UK

